


WS 85 Modular Screens



Custom made to your specs!

- The preferred system for “top-to-bottom” use
- The standard for 1' x 4' and 1' x 2' modular panel systems
- Exclusive staggered pattern for increased efficiency
- Openings available from 0.1mm to 8"
- Custom panel fabrication available in all materials
- 30mm to 100mm thick panels; can include dams and diverters
- Available in WS 85 Flex-A-Thon Non Blinding Screens




The proven modular system for entire plant applications

WS 85 modular screens are proven screening systems available in any required separation size for sand, gravel, granite, quartzite, silica sand, limestone, coal and ironworks materials. Manufactured with integral steel reinforcement parallel to the panel width to accurately transmit the dynamic forces of the screening machine supporting the bed of material.


WS 85 Deck Support Rail System



Rail System and Molded Knock-In Bars



SXI Conversion Strip



Proprietary Knock-In Bar System

WS 85 screen panels are made with the highest quality, mine duty, open cast urethane available anywhere in the world! They are manufactured and supplied in a range of durometers and custom structural designs to meet any and every screening application. From fine wet and dry screening to primary scalping and every other screening application in between—TEMA ISENMANN WS85 screen panels are plant proven to be the best.

For applications involving severe wear such as the primary screening of granite or quartz, our WS 85 panels are manufactured with a dual durometer design with a highly resilient 60 shore A wear cap supported high-strength structural polyurethane containing the load carrying reinforcement.

Flex-A-Thon



Flex-A-Thon's superior wear life has proven itself in the top U.S. aggregate plants. Pre-tensioned in each direction it vibrates similar to a drum skin to prevent particles from sticking. Custom made to your specifications!

Guaranteed Cost Effective

Our goal is to meet your custom and standard screening and wear needs. We offer a complete line of systems which can be custom-made to your specifications. All our systems are designed for efficient, productive, long-lasting performance and are engineered with simplicity in mind. Higher wear life, more efficiency and reduced labor result in lower cost per ton. TEMA ISENMANN will provide a free, cost-saving proposal for your application upon request.

For ALL your Screening and Wear Solutions
“Think Yellow!”



TEMA ISENMANN
Screening & Wear Solutions
Call (859) 252-0613